


















MULTI-BOX

We are glad to inform you that our compact and high torque MULTI-BOX range has been added with 3 new versions that are going to match a broader range of applications.

		
<p>1030151118 IN ISO-ISO FEMALE OUT ISO-ISO FEMALE R 1:1 - 1:1,5 - 1:0,67</p>	<p>10301520019 IN-ASAE MALE OUT-ISO FEMALE R 1:1,5</p>	<p>10301520028 IN-ASAE MALE OUT-ASAE MALE R 1:1,5</p>
		
<p>10301521018 IN-ASAE MALE OUT-ISO-ISO FEMALE R 1:1 - 1:1,5</p>	<p>10301521116 IN-ASAE MALE OUT-ISO-ISO FEMALE R 1:1 - 1:1,5</p>	<p>10301540015 IN-ASAE FEMALE (<i>quick release coupling</i>) OUT-ISO FEMALE R 1:1,5</p>
		
<p>10301522017/10301622016 IN-ASAE MALE OUT-ASAE MALE / ISO FEMALE R 1:1 - 1:1,5 - 1:2,5</p>	<p>10301620018 IN-ASAE MALE OUT-ISO FEMALE R 1:2,5</p>	<p>10301620027 IN-ASAE MALE OUT-ASAE MALE R 1:2,5</p>

		
<p>10301621017 IN-ASAE MALE OUT-ISO-ISO FEMALE R 1:1 - 1:2,5</p>	<p>10301640014 IN-ASAE FEMALE (quick release coupling) OUT-ISO FEMALE R 1:2,5</p>	<p>10301641013 IN-ASAE FEMALE (quick release coupling) OUT-ISO/ISO FEMALE R 1:1 - 1:2,5</p>
		
<p>10301720017 IN-ASAE MALE OUT-ISO FEMALE R 1:3,2</p>	<p>10301720026 IN-ASAE MALE OUT-ASAE MALE R 1:3,2</p>	<p>10301740013 IN-ASAE FEMALE (quick release coupling) OUT-ISO FEMALE R 1:3,2</p>
		
<p>10301611019/10301711018 IN-ISO FEMALE OUT-ISO/ISO FEMALE R 1:1 - 1:2,5 - 1:3,2</p>	<p>10301721016 IN-ASAE MALE OUT-ISO-ISO FEMALE R 1:1 - 1:3,2</p>	